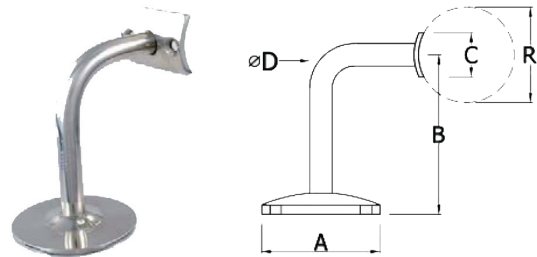


Q-railing Adjustable & Fixed Handrail Bracket for Wall Fixing G316

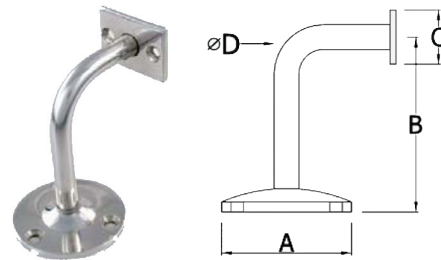
WALL SUPPORT BRACKET G316

CODE	A mm	B mm	C mm	D mm	SUIT TUBE mm
H092909	63	85	31	12	50.8 x ANY



WALL SUPPORT FLAT BASE G316


CODE	A mm	B mm	C mm	D mm	SUIT SURFACE
H094501	63	85	31	12	FLAT



Three point fixing for a strong hold. To suit flat handrail.

WALL SUPPORT BRACKET G316

CODE	A mm	B mm	C mm	D mm	SUIT TUBE mm
H093709	63	85	31	12	50.8 x ANY



This bracket simply twists into position. Find your position in a solid piece of timber, drill a small pilot hole and twist until tight in position.

WALL SUPPORT FLAT CONCEALED FIXING G316

CODE	A mm	B mm	C mm	D mm	SUIT SURFACE
H095301	63	85	31	12	FLAT



This bracket simply twists into position. Find your position in a solid piece of timber, drill a small pilot hole and twist until tight in position.

